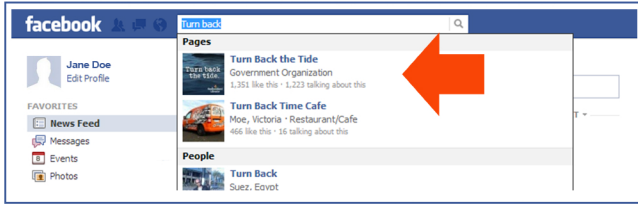


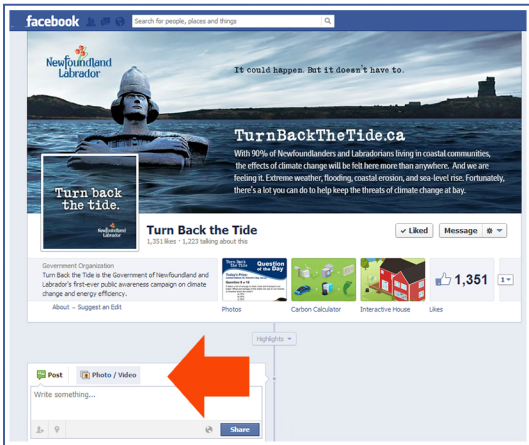
# Instructions for Uploading Photos to Turn Back the Tide's Facebook Page

If you want to upload a photo to the Turn Back the Tide Facebook page from your computer, these instructions will show you how. If you are uploading a photo from your cell phone or other device, the process will be similar, but the screens will look different. If you have any questions, contact [climatechange@gov.nl.ca](mailto:climatechange@gov.nl.ca).

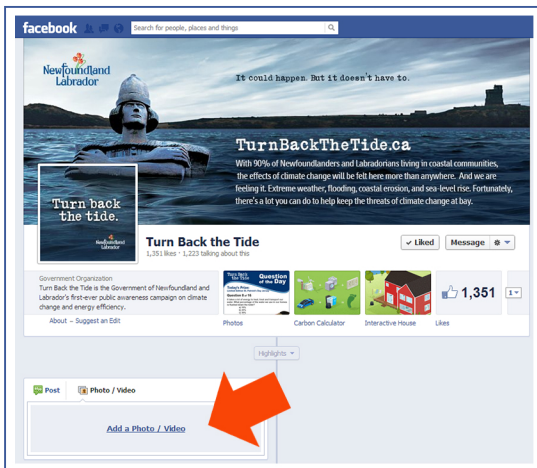
## Step 1: Find Turn Back the Tide on Facebook



## Step 2: Click on the Photo/Video option for posting to the page



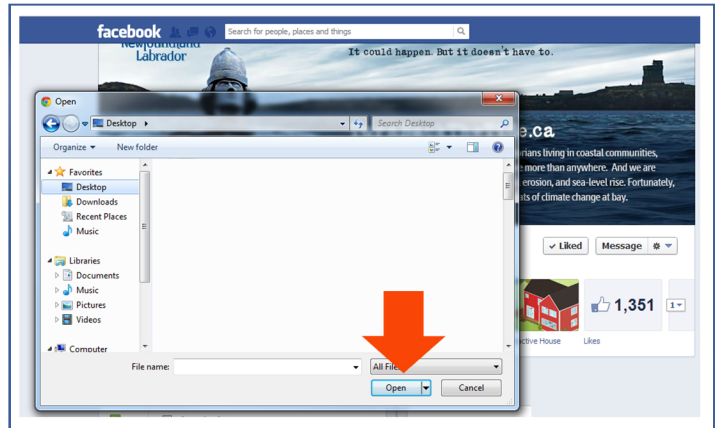
## Step 3: Click Add a Photo/Video



## Step 4: Click Choose File



## Step 5: Find the photo you want to upload on your computer



## Step 6: Caption your photo and post

